


# DETALHAMENTO - FAIXA ELEVADA

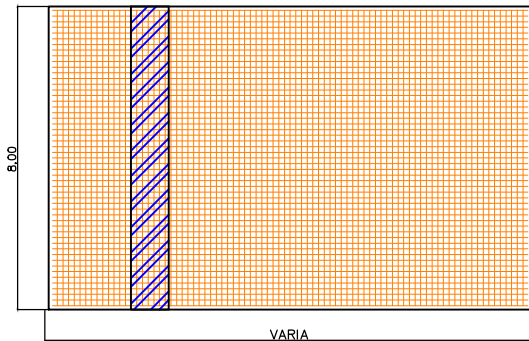

## SEÇÃO TRANSVERSAL (m)

Sem escala



## SEÇÃO LONGITUDINAL (m)

Sem escala



FAIXA ELEVADA - consumo por faixa de metro		
CONCRETO (m³)	AÇO Ø8.00mm (kg)	CONSUMO TOTAL DE TUBO PVC Ø100 MM (m)
0,98	42,11	32,00

Cobertura da armadura = 0.03 m

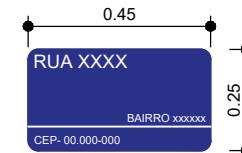
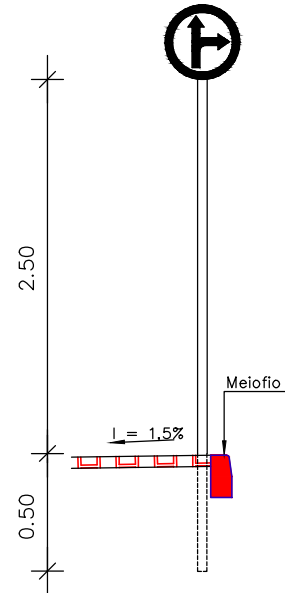
## VISTA SUPERIOR (m)

Sem escala



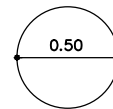
# DETALHAMENTO - PLACA DE SINALIZAÇÃO

ESCALA INDETERMINADA

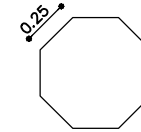


DETALHE PLACA DE NOME DE RUA

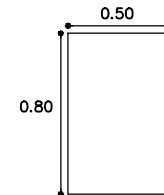
TAMANHO PLACA DE SINALIZAÇÃO



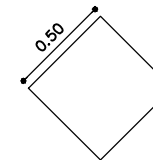
PLACA CIRCULAR  
Escala: Indeterminada



PLACA OCTAGONAL  
Escala: Indeterminada



PLACA RETANGULAR  
Escala: Indeterminada



PLACA QUADRADA  
Escala: Indeterminada

# DETALHAMENTO - QUEBRA MOLAS

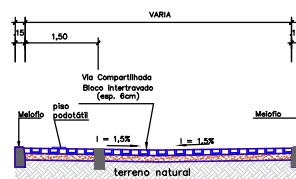
## SEÇÃO TRANSVERSAL (m)

Sem escala

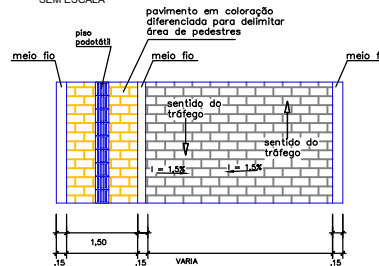


# DETALHAMENTO - PERFIL DE RUAS

CORTE SEM ESCALA



VISTA SUPERIOR SEM ESCALA



PREFEITURA MUNICIPAL DE VARZEDO

Resp. Técnico:

## PAVIMENTAÇÃO E DRENAGEM DE VIAS URBANAS

LOCAL: VARZEDO

ASSUNTO: PLANTA DE DETALHAMENTO

RESPONSÁVEL TÉCNICO

TOPOGRAFO

ESCALA:

REVISÃO:

DATA:

SETEMBRO 2021

REVISÃO:

00

06/06